


MAKING INFERENCES

ESCAPE ROOM



READY
TO USE!



ENGAGING WAY TO PRACTICE ESSENTIAL READING SKILLS



Engaging mystery
scenario & theme



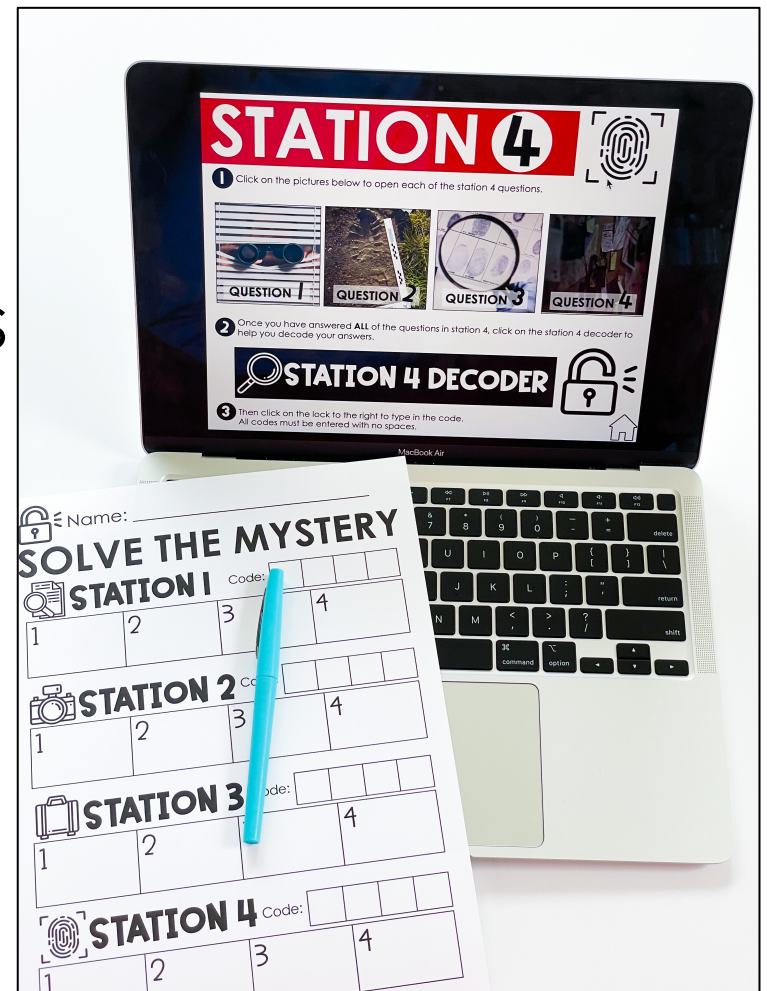
16 making inferences
passages written




4 unique **stations**
and **decoders**




Digital & printable
versions







Assortment of **making inferences** questions




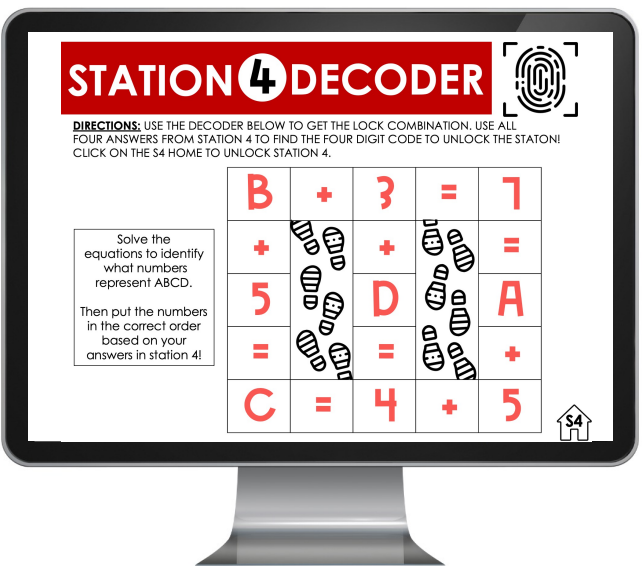
Students can work **independently**, with a **partner**, or in a **group**




Prepare students for **standardized testing**



Use for **review**, **test prep**, or in a **station**



Ready to use google slides and task cards



Engage students with **critical thinking**

16 WRITTEN MAKING INFERENCES PASSAGES

Questions & answers for each station!

STATION 1 • QUESTION 1

"Chewy, stop!" shouted Janessa. Chewy paid no attention to Janessa and kept running. Chewy was so fast he was out of sight in no time. Janessa kept running but couldn't keep up. Finally, Janessa stopped running and sat down crying with an empty leash. All of a sudden she felt a warm lick on her cheek. Chewy came back!

What

A Chewy run away

C Janessa a racing at

STATION 1 • QUESTION 2

Leon finished his cereal while looking over his big project that was due today. He didn't want to be late, so he put his project on the counter and cleaned up his mess. Leon walked into class ready to turn in his homework assignment. He opened his book bag to take out his project and started to panic. He quickly pulled everything out, his project was definitely not in there!

What inference can you make about Leon's project?

E He work on th

G Leon ac his proje

STATION 3 • QUESTION 3

Velma and her family were traveling to the beach for vacation. Velma really wanted to see dolphins in the wild so her family went on a boat tour. They saw fish and turtles, but no dolphins. On the last night of the vacation, Velma's mother yelled for her to hurry to the window. She couldn't believe her eyes! This was the best trip ever!

What inference can you make about what V

J There was c happeni

L The ocean

STATION 3 • QUESTION 4

As soon as Victor woke up, he rushed outside to jump on his new trampoline. His baby-sitter reminded him to be careful but he was having too much fun to pay attention. After jumping as high as he could, Victor lost control and fell off the trampoline. He yelled for his baby-sitter who rushed him to the hospital.

What inference can you make about Victor?

A Victor was an expert at jumping on the trampoline.

B Victor injured himself by jumping on the trampoline.

C Victor's baby-sitter wasn't prepared.

D The trampoline wasn't any fun for Victor.

STATION 2 • QUESTION 3

Drake and his brother came running into the dining room playing catch. The table was set with beautiful dishes and napkins. Drake's grandma told him to play catch outside

Drake threw huge crash.

STATION 2 • QUESTION 2

The garage was decorated for a big birthday party for Gage. He was really hoping for a new bicycle since his was now too small. He opened lots of great presents but no bike. After the party was over and everyone was cleaning up, Gage's dad said he had one more surprise.

What inference can you make about what the last gift was?

A Gage got a new puppy.

B The party wasn't over and more people were coming over.

only bumped.

accidentally shes and y of them.

STATION 4 • QUESTION 1

There was a new bakery opening in town. They sold cookies, cakes, and delicious brownies. Everyone was excited about the new bakery and couldn't wait for it to open. On opening day, the line to get in the bakery wrapped all the way around the block. Everyone was leaving with huge bags of treats.

What inference can you make about the bakery?

A The bakery had delicious treats and lots of people wanted to visit.

B The bakery was very slow at serving customers.

STATION 4 • QUESTION 2

Ralph and Randy were assigned to work together on a science project. They worked together to get everything they would need for the school project. Both boys worked so hard, they made a great team. The project turned out great! Their classmates and teachers were so impressed.

What inference can you make about the project?

A Ralph did all the work and Randy just goofed around.

B The science project was too hard and it didn't work out.

C The boys probably scored well on the science project.

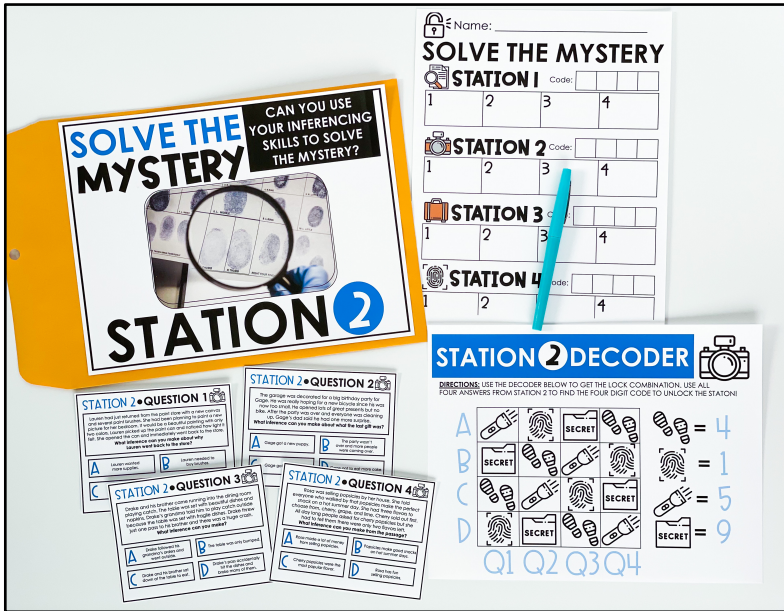
D The boys had fun playing together.

ple only wanted or two small items m the bakery.

2 VERSIONS INCLUDED

PRINTABLE & GOOGLE SLIDES™

PRINTABLE VERSION



Envelope covers & paper decoders



Black & white and colored versions




Task cards made for minimal cutting

GOOGLE SLIDES™



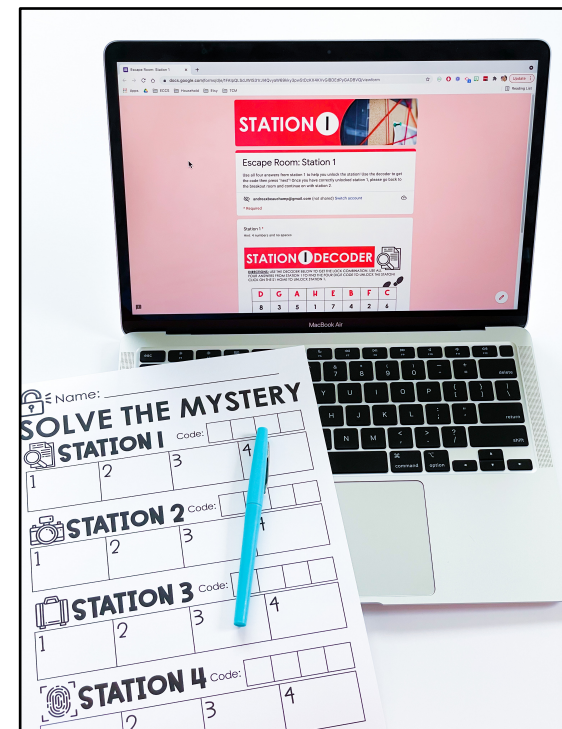
Slides are linked and ready to assign- NO PREP



Students can use independently



Engaging decoders as Google Forms



EXTRA'S INCLUDE

CLASSROOM SLIDES


SWAG TAGS

PHOTO BOOTH PROPS

SCENARIO VIDEO

TEACHER DIRECTIONS

ANSWER KEY



CAN YOU
SOLVE
THE MYSTERY?



Ring Ring! Your phone is ringing with a detective on the line. He needs your help! There was a report of diamonds stolen in town. You are just the sleuth to solve the case! Grab your supplies, look closely for evidence, and be ready to use your skills to make an inference of each passage. Once you have unlocked each station, you will solve the mystery of the stolen diamonds!



SLIDES, SWAG TAGS & PHOTO BOOTH PROPS




SCENARIO VIDEO & TEACHER DIRECTIONS

CAN YOU SOLVE



THE MYSTERY?


VIDEO TO ENGAGE STUDENTS IN THE THEME!



DIGITAL & PRINTABLE DIRECTIONS- ANSWER KEY INCLUDED!




SOLVE THE MYSTERY
TEACHER DIRECTIONS
PRINTABLE ESCAPE ROOM DIRECTIONS


SOLVE THE MYSTERY
TEACHER DIRECTIONS
DIGITAL ESCAPE ROOM DIRECTIONS

1. Use the items in the Digital Escape Room Folder.
2. Use the Google Slides PDF to make YOUR master copy of the template.
3. Share the "**VIEW ONLY**" link with your students after editing the questions and answers to your liking. *See image below

[Get link](#)
Anyone on the internet with this link can view [Copy link](#)

4. Use the Google Slides PDF to make YOUR master copy of the same template's recording sheet to use alongside the escape room to help students keep track of their answers and codes.

TIPS:

1. Have students work through the escape room in PRESENT Mode.
2. Each Decoder is linked to a Google Form. When students type in the correct code, a congratulations picture will show up when they press next.
3. Each code must be typed with no spaces.
4. Use the home icons at the bottom of the screen to take you back to the station's home or the first slide.
5. If you would like to see your student's progress through the digital escape room, assign and have them submit the recording sheet via your classroom management system (Google Classroom, Canvas, etc.).

Use the items in the Printable Escape Room Folder. The task cards. There is a black and white option OR a color version for you to choose from. Use the recording sheet template for students to use alongside the escape room to help them keep track of their answers and codes. Use the Decoders for each station.

TIPS:

Use packets or envelopes for each station that includes: Task Card Questions Decoder for that station Rotate these so you can use them for years to come! @ and use the Escape Room key below to help you check their codes as they come get it checked by you!