


IDENTIFYING THEME ESCAPE ROOM




READY
TO USE!




ENGAGING WAY TO PRACTICE ESSENTIAL READING SKILLS




Engaging zoo
scenario & theme



16 theme
passages written




4 unique **stations**
and **decoders**




Digital & printable
versions







Assortment of **theme** questions




Students can work **independently**, with a **partner**, or in a **group**




Prepare students for **standardized testing**



Use for **review**, **test prep**, or in a **station**



Ready to use google slides and task cards



Engage students with **critical thinking**

16 WRITTEN IDENTIFYING THEME PASSAGES

Questions & answers for each station!

STATION 1 • QUESTION 1

Avery was nervous to sing on stage in front of a large crowd. She wanted to do well but was afraid of making a mistake and everyone laughing at her. When it was show time, Avery thought about not performing and staying backstage. Instead she took a deep breath and walked out on the stage. Her nerves relaxed as she began to sing.

- A Braver in new situations.
- C Fearful of making mistakes.

STATION 1 • QUESTION 2

Everyone was laughing at Maverick's jokes. He loved being the center of attention and making others laugh. But Maverick was very careful to never hurt anyone's feelings with his jokes or make them feel unimportant. Maverick wanted to lift others up and share his joy. He felt happiest when making others happy.

What is the theme of this passage?

- A Jokes can make people laugh.
- C Happiness is best shared with others.

STATION 3 • QUESTION 2

The stamp collection was Turner's most prized possession. He spent many hours researching and journaling about the stamps. When Henry went to Turner's house for the first time, Turner couldn't wait to share his stamps with him. When Henry picked up the stamp book, he accidentally dropped it and ripped a page. Henry felt awful and apologized immediately. Turner knew it was important for Henry not to worry about it.

What is the theme of the passage?

- F Forgetting things is okay.
- H It's important to apologize.

STATION 3 • QUESTION 3

Ronaldo set a goal to read an entire book series during the last month of school. He knew he could be successful if he set a plan and stayed focused. Each day, Ronaldo worked a little bit towards his goal, even when he didn't feel like reading. Ronaldo knew he would be so proud of himself if he was able to meet his goal.

What is the theme of the passage?

- A Reading can take a long time to complete.
- B Staying dedicated helps meet goals.
- C Success is easy.
- D Hoping to complete a goal is enough.

STATION 2 • QUESTION 2

Lamore wanted to play a difficult song for his trumpet performance. His teacher gave him the music notes and helped him every day. Lamore knew it would take extra time outside of the lessons to be successful. Lamore spent hours perfecting the song. He was nervous but he was proud of himself when he finished the song.

STATION 2 • QUESTION 3

Annie and Louise had been friends since they were in preschool. The girls knew everything about each other and tried to support each other. Annie always went to Louise's cheerleading competitions and Louise never missed one of Annie's softball games. They always looked forward to spending time together.

Determine the theme of the passage.

- A Kindness makes friends happy.
- B Friendship means supporting each other.

STATION 4 • QUESTION 1

Delano wanted to ride his bike around the neighborhood but his dad told him no. Delano was upset because all his friends were allowed to. They were even trying to get Delano to just make one lap around the neighborhood because his dad would never know. Delano knew that wasn't the right thing to do and let his friends go riding without him.

Determine a possible theme of the passage.

- A Lying to get what you want is acceptable.
- B Frustration makes following the rules too hard.

STATION 4 • QUESTION 4

Kyle sometimes told stories that weren't true. His classmates knew he was making up stories but they were always kind and never made him feel bad. Eventually Kyle got caught in a lie and he didn't know what to do. Instead of telling another lie, he apologized to his classmates and promised to tell the truth. His classmates happily accepted his apology.

What is the theme of this passage?

- A Forgiveness is important.
- B Lying is acceptable until Kyle gets caught.
- C Promises can be broken.
- D Friendship means never lying to each other.

Responsibility is doing the right thing, even when no one is watching.

2 VERSIONS INCLUDED

PRINTABLE & GOOGLE SLIDES™

PRINTABLE VERSION



Envelope covers & paper decoders



Black & white and colored versions



Task cards made for minimal cutting

GOOGLE SLIDES™



Slides are linked and ready to assign- NO PREP



Students can use independently



Engaging decoders as Google Forms



EXTRA'S INCLUDE

CLASSROOM SLIDES

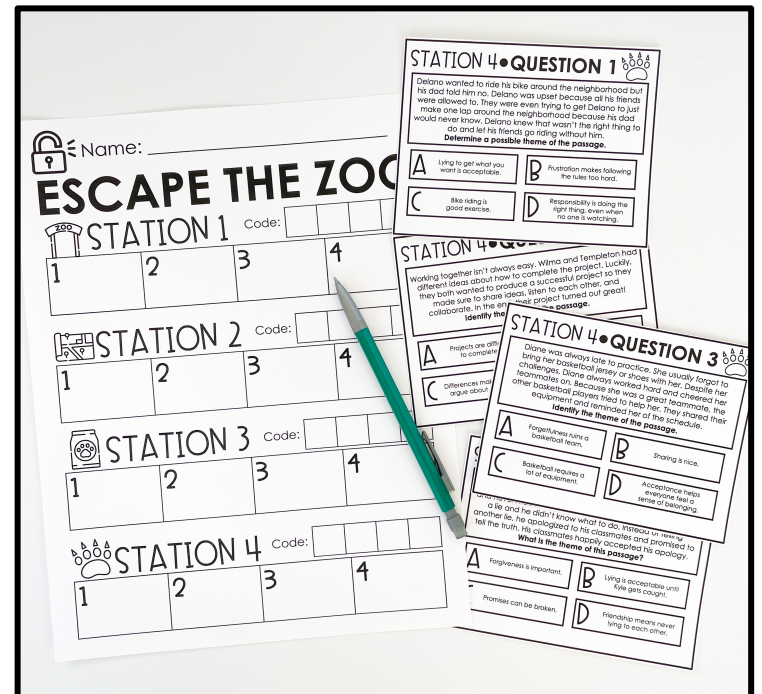

SWAG TAGS

PHOTO BOOTH PROPS

SCENARIO VIDEO

TEACHER DIRECTIONS

ANSWER KEY



SLIDES, SWAG TAGS & PHOTO BOOTH PROPS




SCENARIO VIDEO & TEACHER DIRECTIONS

CAN YOU ESCAPE



THE ZOO?

VIDEO TO ENGAGE STUDENTS IN THE THEME!



DIGITAL & PRINTABLE DIRECTIONS- ANSWER KEY INCLUDED!



ESCAPE THE ZOO TEACHER DIRECTIONS

DIGITAL ESCAPE ROOM DIRECTIONS

1. Use the items in the Digital Escape Room Folder.
2. Use the Google Slides PDF to make YOUR master copy of the template.
3. Share the "VIEW ONLY" link with your students after editing the questions and answers to your liking. *See image below

[Get link](#)
Anyone on the internet with this link can view

[Copy link](#)

4. Use the Google Slides PDF to make YOUR master copy of the same template's recording sheet to use alongside the escape room to help students keep track of their answers and codes.

TIPS:

1. Have students work through the escape room in PRESENT Mode.
2. Each Decoder is linked to a Google Form. When students type in the correct code, a congratulations picture will show up when they press next.
3. Each code must be typed with no spaces.
4. Use the home icons at the bottom of the screen to take you back to the station's home or the first slide.
5. If you would like to see your student's progress through the digital escape room, assign and have them submit the recording sheet via your classroom management system (Google Classroom, Canvas, etc.).

ESCAPE ROOM DIRECTIONS

in the Printable Escape Room Folder. cards. There is a black and white option OR a color you to choose from. ording sheet template for students to use alongside room to help them keep track of their answers and orders for each station.

TIPS:

ets or envelopes for each station that includes: Questions for that station these so you can use them for years to come! © the Escape Room key below to help you check es as they come get it checked by you!