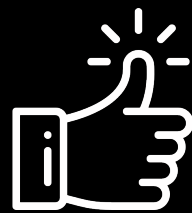



VALENTINE'S DAY ESCAPE ROOM




READY
TO USE!




ENGAGING WAY TO LEARN ABOUT VALENTINE'S DAY!




No prep and ready
to assign




16 questions and
answers **written for you**



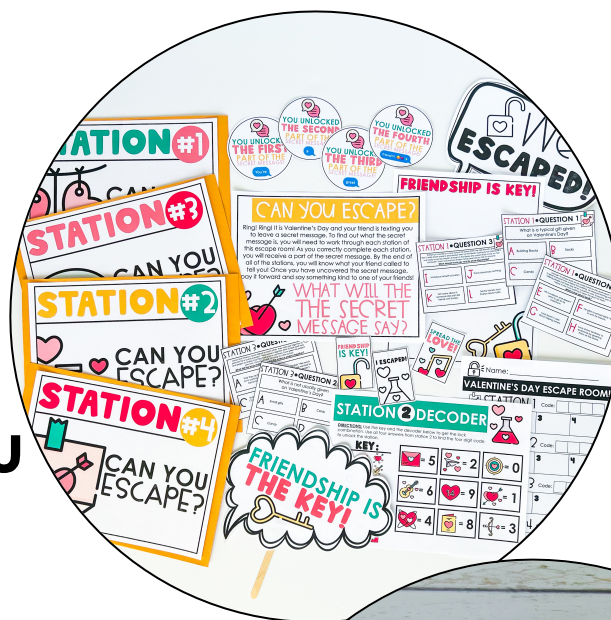
4 **unique** decoders


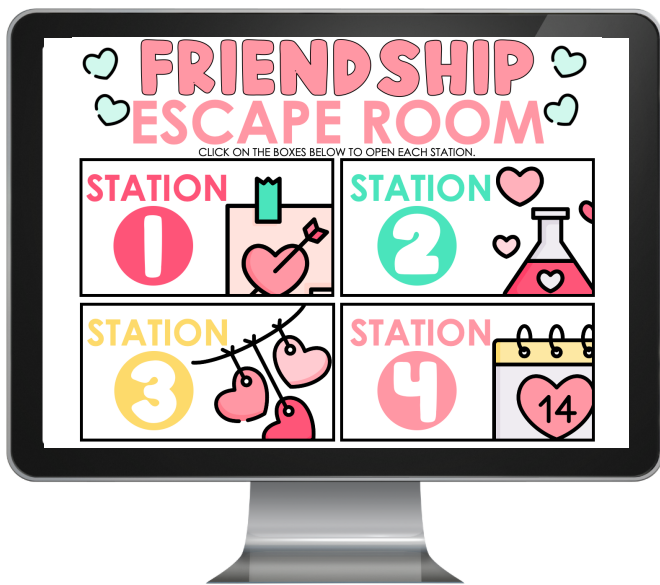


Digital & printable
versions




Themed décor, photo
props, and classroom slides







Ready to use **questions** and **multiple choice answers** about friendship and Valentine's Day.




Students can work **independently**, with a **partner**, or in a **group**




Use to **learn** and **celebrate** Valentine's Day and friendship!




Linked google slides™ and **printable** task cards



Engaging escape room scenario



Perfect for your **class party!**



2

VERSIONS INCLUDED

PRINTABLE & GOOGLE SLIDES™



PRINTABLE VERSION



Station covers and printable decoder pages



Black & white and colored versions




Task cards made for minimal cutting

GOOGLE SLIDES™



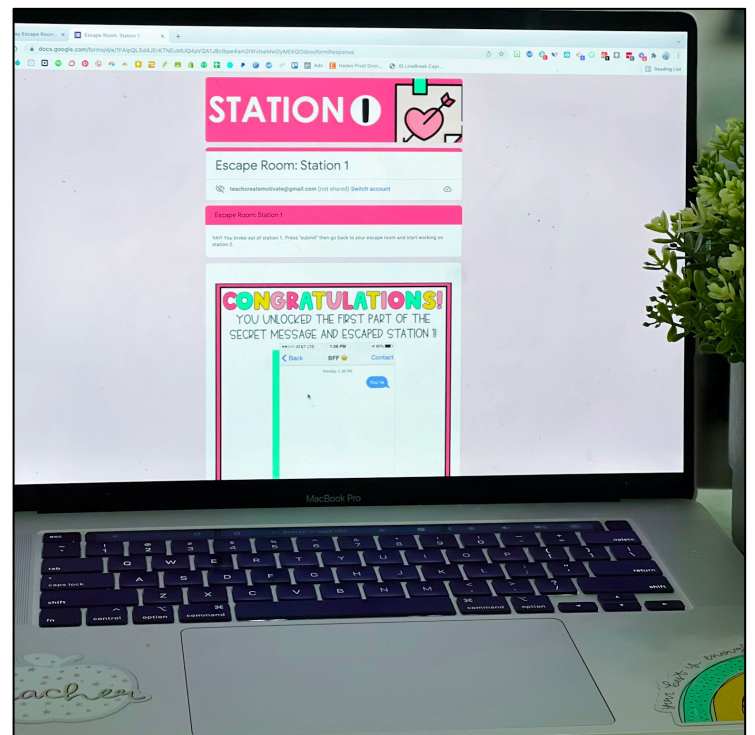
Slides are linked and ready to use



Students can use independently



Google Forms™ used to check decoder's answers



EXTRAS INCLUDE

CLASSROOM SLIDES


SWAG TAGS

PHOTO BOOTH PROPS

SCENARIO SLIDES


TEACHER DIRECTIONS

ANSWER KEY



16 WRITTEN QUESTIONS AND MULTIPLE CHOICE ANSWERS

STATION 1 • QUESTION 1



What is a typical gift given on Valentine's Day?

STATION 2 • QUESTION 3



What colors are typically associated with Valentine's Day?

A

Red, c

STATION 2 • QUESTION 4



Everyday Alexa's neighbor would walk his dog at 7 o'clock. One day Alexa realized she hadn't seen her neighbor walking his dog for several days. She went to check on him and was surprised to learn he had broken his leg and wasn't able to take his dog for a walk.

What would not be a kind response?


C

Red

E

Alexa could offer to walk the dog since her neighbor isn't able to.

STATION 3 • QUESTION 3



Which example shows kindness?

F

He is stubborn and doesn't

F

He gets to school early to sit with his friends.

STATION 4 • QUESTION 4



answers sits next to now her

Valentine's Day what day

STATION 4 • QUESTION 4

Which example show friend

E

January 1st

G

July 4th

A

Listening to each other and giving advice.


C

Inviting each other to go skating on the weekend.

FRIENDSHIP
+ VALENTINE'S DAY
THEMED
QUESTIONS

4 DECODERS


STATION 4 DECODER



DIRECTIONS: Use the decoder below to get the lock combination. Use the decoder from station 4 to find the four digit code to unlock the station.


A:

STATION 3 DECODER



DIRECTIONS: Use the key and the decoder below to get the lock combination. Use the decoder from station 3 to find the four digit code to unlock the station.


STATION 2 DECODER



DIRECTIONS: Use the decoder below to get the lock combination. Use the decoder from station 2 to find the four digit code to unlock the station.




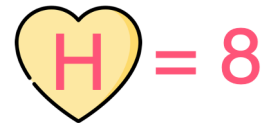
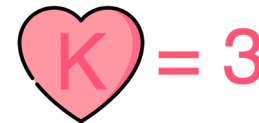
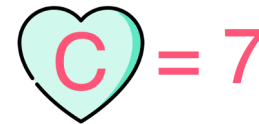
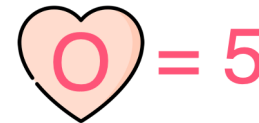

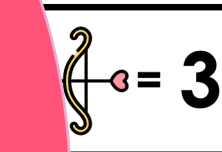

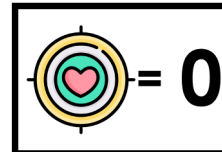
Q3 Q4

STATION 1 DECODER



DIRECTIONS: Use the decoder below to get the lock combination. Use all the digit code to unlock the station.

4 unique decoders to challenge your students' critical thinking skills!



Engaging escape room scenario

CAN YOU ESCAPE?

Ring! Ring! It is Valentine's Day and your friend is texting you to leave a secret message. To find out what the secret message is, you will need to work through each station of this escape room! As you correctly complete each station, you will receive a part of the secret message. By the end of all of the stations, you will know what your friend called to tell you! Once you have uncovered the secret message, pay it forward and say something kind to one of your friends!



WHAT WILL THE SECRET MESSAGE SAY?

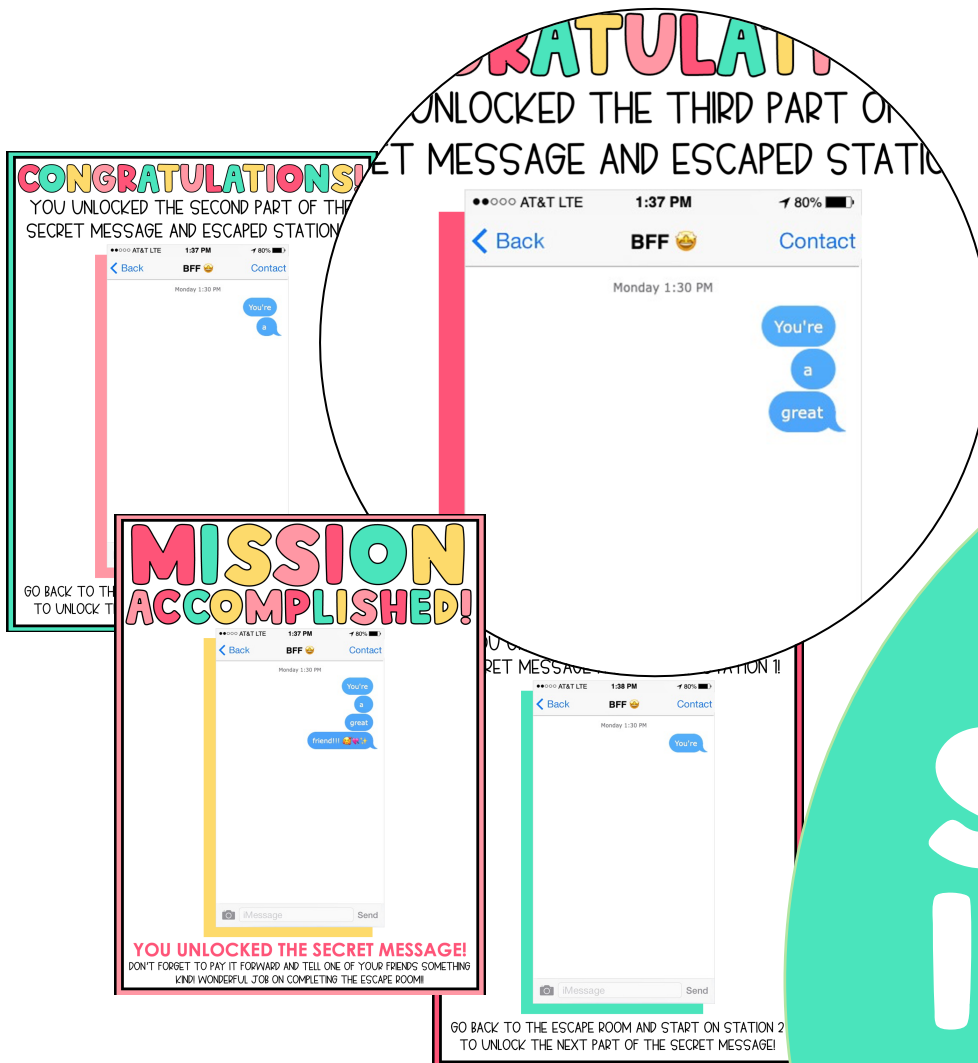
Printable student station pieces to reward students with once the correctly break out of a station!

PRINT & GIVE TO STUDENTS AFTER ESCAPING STATION 1

PRINT & GIVE TO STUDENTS AFTER ESCAPING STATION 2



Students collect a secret message in the google forms when they get a code correct!



MISSION ACCOMPLISHED!

GO BACK TO THE ESCAPE ROOM AND START ON STATION 2 TO UNLOCK THE NEXT PART OF THE SECRET MESSAGE!

YOU UNLOCKED THE SECRET MESSAGE!
DON'T FORGET TO PAY IT FORWARD AND TELL ONE OF YOUR FRIENDS SOMETHING KIND! WONDERFUL JOB ON COMPLETING THE ESCAPE ROOM!

ESCAPE SCENARIO INCLUDED!

DIGITAL FILES

Google forms used as a way to check student's answers and their process of completing the decoder!

STATION 1

- Click on the sticky notes below to open each of the station 1 questions.

QUESTION 1 **QUESTION 2** **QUESTION 3** **QUESTION 4**

STATION 2

- Click on the sticky notes below to open each of the station 2 questions.

QUESTION 1 **QUESTION 2** **QUESTION 3**

STATION 2 DECODER

- Click on the sticky notes below to open each of the station 2 questions.
- Once you have answered ALL of the questions in station 2, click on the station 2 decoder to help you decode your answers.
- Then click on the lock to the right to type in the code. All codes must be entered with no spaces.

VALENTINE'S DAY ESCAPE ROOM

CLICK ON THE BOXES BELOW TO OPEN EACH STATION.

STATION 1 **STATION 2**

STATION 3 **STATION 4**

STATION 1

Escape Room: Station 1

Use all four answers from station 1 to help you unlock the station. Use the decoder below to get the code then press "next"! Once you have correctly unlocked station 1, please go back to the escape room and continue on to station 2.

* Required

Station 1 *

Hint: 4 letters, no spaces, capitalized

STATION 1 DECODER

STATION 2

Escape Room: Station 2

Escape Room: Station 2

Your answer

YAY! You broke out of station 2. Press "submit" then go back to your escape room and start working on station 3.

Next

STATION 3

Escape Room: Station 3

Use all four answers from station 3 to help you unlock the station. Use the decoder below to get the code then press "next"! Once you have correctly unlocked station 3, please go back to the escape room and continue on to station 4.

* Required

Station 3 *

Hint: 4 numbers and no spaces

STATION 3 DECODER

STATION 4

Escape Room: Station 4

Escape Room: Station 4

YAY! You broke out of station 4 and have completed the escape room! Be sure to press "submit"!

CONGRATULATIONS!

YOU UNLOCKED THE SECOND PART OF THE SECRET MESSAGE AND ESCAPED STATION 2!

GO BACK TO THE ESCAPE ROOM AND START ON STATION 3 TO UNLOCK THE NEXT PART OF THE SECRET MESSAGE!

MISSION ACCOMPLISHED!

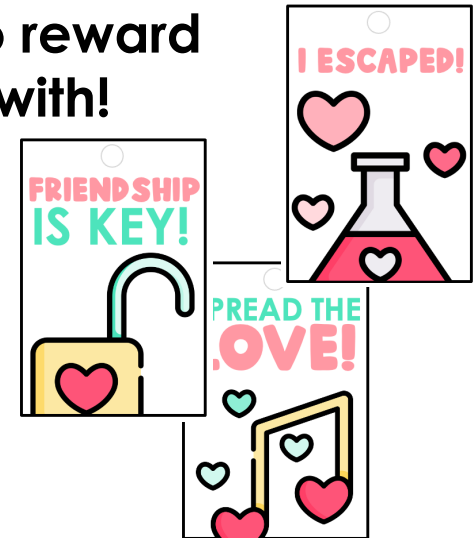
YOU UNLOCKED THE SECRET MESSAGE!
DON'T FORGET TO PAY IT FORWARD AND TELL ONE OF YOUR FRIENDS SOMETHING KIND! WONDERFUL JOB ON COMPLETING THE ESCAPE ROOM!

Linked google slides ready for students to click and go!

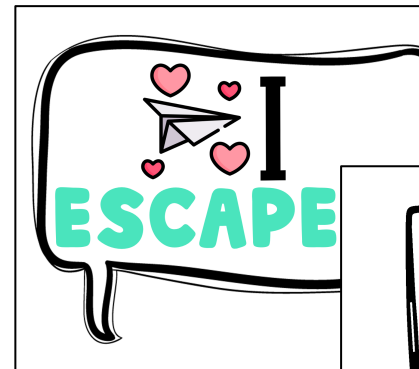
SLIDES, SWAG TAGS & PHOTO BOOTH PROPS



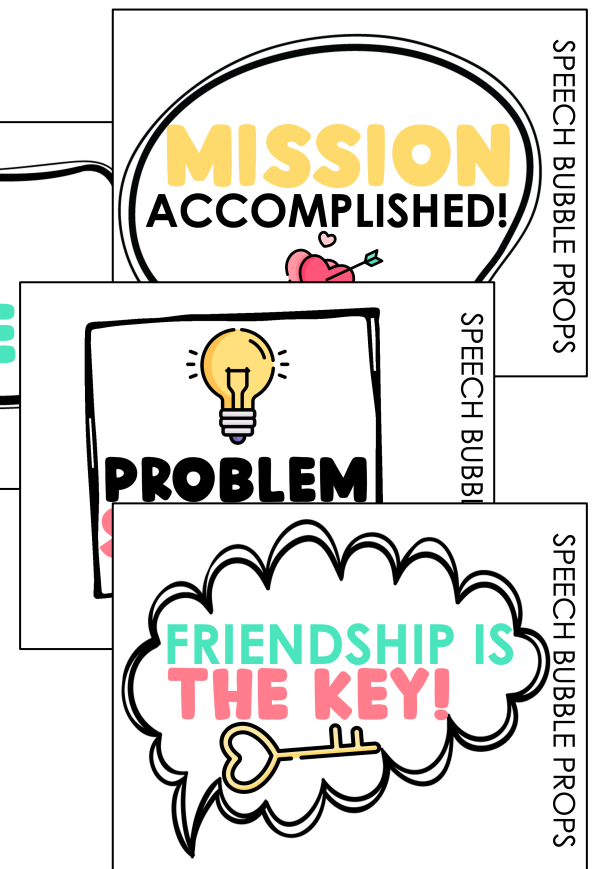
Swag tags to reward students with!



Classroom slides to project while students are working!



Themed photo props to add to the fun!



CUSTOMIZABLE FILES + TEACHER DIRECTIONS

**FRIENDSHIP
ESCAPE ROOM**
TYPE DIRECTIONS HERE

Scenario slides that
you can use to
create an escape
scenario!

**CAN YOU
ESCAPE?**
TYPE AN ESCAPE SCENARIO HERE

**VALENTINE'S DAY
ESCAPE ROOM**
TYPE DIRECTIONS HERE



Customizable pages
included for student
directions and more!



FRIENDSHIP IS KEY!

Directions for the
teacher- answer
key included!

Name: **READY**

VALENTINE'S DAY

STATION

1

C

2

H

STATION

1

C

2

E

STATION

1

A

2

D

STATION

1

C

2

H



**TEACH
CREATE
MOTIVATE**
WITH ADOBE MASTERCLASS

VALENTINES DAY ESCAPE ROOM TEACHER DIRECTIONS

DIGITAL ESCAPE ROOM DIRECTIONS

- Use the items in the Digital Escape Room Folder.
- Use the Google Slides PDF to make YOUR master copy of the escape room.
- This escape room has questions and answers included. It is ready to share with and be used by students! Share the "VIEW ONLY" link with your students after editing the questions and answers to your liking. *See image below

[Get link](#)
Anyone on the internet with this link can view

TIPS:

- All buttons and boxes are already linked to the corresponding questions and stations.
- Have students work through the escape room in PRESENT Mode (share the present mode link from your google slides that you edited).
- Each Decoder is linked to google form where students will be asked to type in the correct code to break out of that station.
- Use the home icons at the bottom of the screen to take you back to the station's home or the first slide.
- Use the Classroom Slides to help personalize your student's escape room experience. These slides can be used up on the classroom board to directions or fun décor!

CLICK BELOW TO SEE MORE FEBRUARY RESOURCES!



VALENTINE THEMED MANAGEMENT BINGO

INSTANT STUDENT **ENGAGEMENT** AND **BUY IN!**
MULTIPLE THEMES & EXPECTATIONS

©TEACH CREATE MOTIVATE

VALENTINE'S DAY ESCAPE ROOM

DIGITAL SLIDES • PRINTABLE TASK CARDS
FRIENDSHIP & VALENTINE THEME

VALENTINE'S DAY ESCAPE ROOM

CLICK ON THE BOXES BELOW TO OPEN EACH STATION.

READY TO USE!

©TEACH CREATE MOTIVATE

FEBRUARY BUNDLE CLASSROOM ACTIVITIES

READING • WRITING • CLASSROOM MANAGEMENT
INSTANT STUDENT ENGAGEMENT!

©TEACH CREATE MOTIVATE

FEBRUARY THEMED WRITING PROMPTS

PRINTABLE PROMPT CARDS • COLOR DIGITAL SLIDES
all prompts have real photos!

©TEACH CREATE MOTIVATE

BOOK COMPANION SOMEBODY LOVES YOU MR. HATCH

PERFECT FOR GRADES 2-4

©TEACH CREATE MOTIVATE

MEGA BUNDLE

20% Off!

CLICK HERE!