

# SPRING THEMED ESCAPE ROOM

USE  
ANY  
CONTENT



## ENGAGING WAY TO REVIEW ANY TOPIC IN YOUR CLASS



**Engaging** Spring  
template



4 unique **stations**  
and **decoders**



4 **google forms** to  
escape each station




**Digital & printable**  
versions




**Themed** décor, photo  
props, and classroom slides







**Customizable** to any content




Students can work **independently**, with a **partner**, or in a **group**




Use for **review**, **test prep**, or in a **station**




**Linked and editable** google slides™ and task cards



Engage students with **critical thinking**

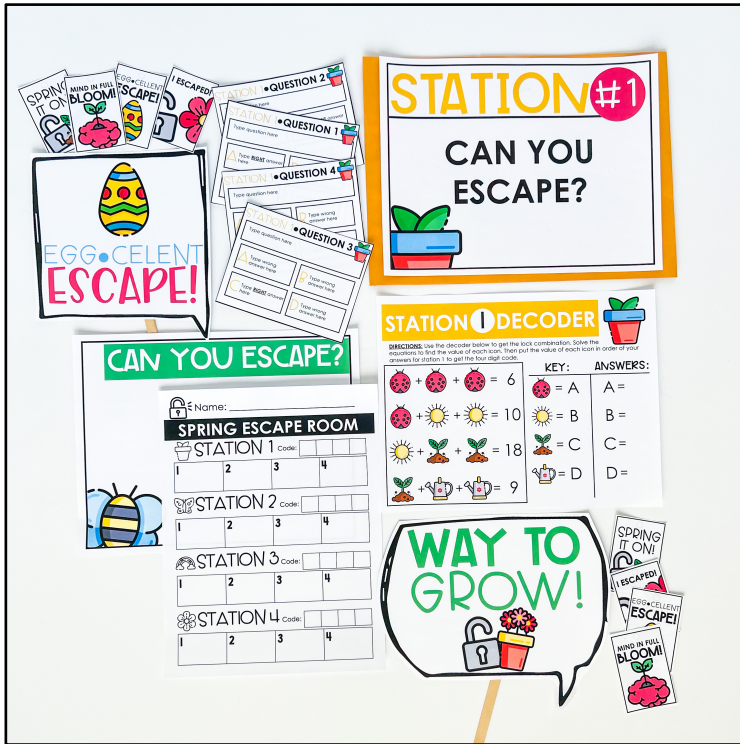


**Themed** décor, photo props, and classroom slides



# 2 VERSIONS INCLUDED

## PRINTABLE & GOOGLE SLIDES™



## PRINTABLE VERSION



Station covers and printable decoder pages



Black & white and colored versions



Task cards made for minimal cutting

## GOOGLE SLIDES™



Slides are linked and ready to use



Students can use independently



Google Forms™ used to check decoder's answers



# EXTRAS INCLUDE

CLASSROOM SLIDES

SWAG TAGS

PHOTO BOOTH PROPS

SCENARIO SLIDES

TEACHER DIRECTIONS

ANSWER KEY

**STATION #4**  
CAN YOU ESCAPE?

**SPRING ESCAPE ROOM**

**STATION 1** Code: STATION 4 • QUESTION 3  
1 2 3  
Type question here

**STATION 2** Code: A Type wrong answer here  
1 2 3  
Type question here

**STATION 3** Code: B Type wrong answer here  
1 2 3  
Type question here

**STATION 4** Code: C Type wrong answer here  
1 2 3  
Type question here

**STATION 4 DECODER**

**DIRECTIONS:** Use the decoder below to get the lock combination. Use all four answers from station 4 to find the four digit code to unlock the station.

**CLUE:**  
Solve the equations to identify what numbers represent ABC.  
Then put the numbers in the correct order based on your answers to get the code!

Based off of the equations:  
A =  $C + 6 = 7$   
B =  $+ \quad -$   
C =  $8 - B = 4$   
D =  $= \quad =$   
D =  $D - 6 = A$

**PHOTO BOOTH PROPS:**  
- "SPRING IT ON!"  
- "MIND IN FULL BLOOM!"  
- "EGG-CELLENT ESCAPE!"  
- "I ESCAPED!"  
- "EGG-CELLENT ESCAPE!"

**STATION 2**

1 Click on the sticky notes below to open each of the station 2 questions.

**QUESTION 1** **QUESTION 2** **QUESTION 3**

2 Once you have answered ALL of the questions in station 2, click on the station 2 decoder to help you decode your answers.

**STATION 2 DECODER**

3 Then click on the lock to the right to type in the code.  
All codes must be entered with no spaces.

# 4 DECODERS


## STATION 1 DECODER



**DIRECTIONS:** Use the decoder below to solve the equations to find the value of each id. Use all four answers for station 1 to get the four digit code to unlock the station.



## STATION 4 DECODER



**DIRECTIONS:** Use the decoder below to get the lock combination. Use all four answers from station 4 to find the four digit code to unlock the station.

## STATION 2 DECODER



**DIRECTIONS:** Use the decoder below to get the lock combination. Use all four answers from station 2 to find the four digit code to unlock the station.

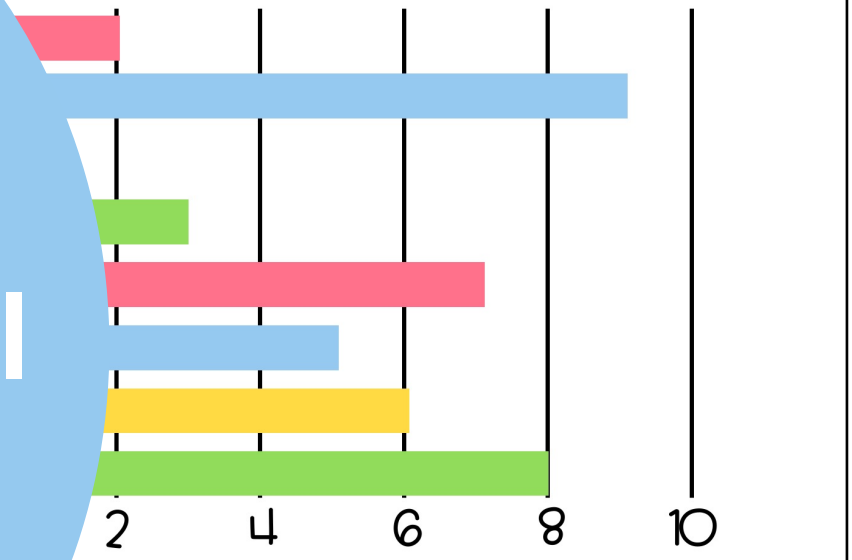
|   |   |   |
|---|---|---|
| 6 | = | 7 |
|   |   | - |

## STATION 3 DECODER




Use the decoder below to get the lock combination. Use all four answers from station 3 to find the four digit code to unlock the station.

4 unique decoders to challenge your students' critical thinking skills!




# DIGITAL FILES

Google forms used included to check students' answers and their process of completing the decoder!

**STATION 1** 

1 Click on the sticky notes below to open each of the station 1 questions.


**QUESTION 1** **QUESTION 2** **QUESTION 3** **QUESTION 4**

**STATION 2** 


1 Click on the sticky notes below to open each of the station 2 questions.

**QUESTION 1** **QUESTION 2** **QUESTION 3** **QUESTION 4**

2 Once you have answered ALL of the questions in station 2, click on the station 2 decoder to help you decode your answers.

**STATION 2 DECODER** 


3 Then click on the lock to the right to type in the code. All codes must be entered with no spaces.

**STATION 1** 

1 Click on the sticky notes below to open each of the station 1 questions.

**QUESTION 1** **QUESTION 2** **QUESTION 3** **QUESTION 4**



2 Once you have answered ALL of the questions in station 1, click on the station 1 decoder to help you decode your answers.



**STATION 1 DECODER** 


3 Then click on the lock to the right to type in the code. All codes must be entered with no spaces.

**SPRING INTO NAME OF ESCAPE ROOM**

CLICK ON THE BOXES BELOW TO OPEN EACH STATION.

**STATION 1**  **STATION 2** 

**STATION 3**  **STATION 4** 

**STATION 1** 


Escape Room: Station 1


Use all four answers from station 1 to help you unlock the station. Use the decoder below to get the code then press "next"! Once you have correctly unlocked station 1, please go back to the escape room and continue on to station 2.

\* Required

Station 1 \*

Hint: 4 numbers, no spaces


**STATION 1 DECODER** 

**STATION 2** 

Escape Room: Station 2

Escape Room: Station 2

YAY! You broke out of station 2. Press "submit" then go back to your escape room and start working on station 3.

**STATION 3** 


Escape Room: Station 3


Use all four answers from station 3 to help you unlock the station. Use the decoder below to get the code then press "next"! Once you have correctly unlocked station 3, please go back to the escape room and continue on to station 4.

\* Required

Station 3 \*

Hint: 4 numbers and no spaces

**STATION 3 DECODER** 


**STATION 4** 

Escape Room: Station 4



Escape Room: Station 4

YAY! You broke out of station 4 and have completed the escape room! Be sure to press "submit"!

**CONGRATULATIONS!**  
YOU ESCAPED STATION 2!



GO BACK TO THE ESCAPE ROOM  
AND START ON STATION 3!

**MISSION ACCOMPLISHED!**  
YOU ESCAPED!



YOU HAVE COMPLETED THE  
ESCAPE ROOM!!

Linked google slides ready for students to click and go!

# SLIDES, SWAG TAGS & PHOTO BOOTH PROPS

SPRING  
ESCAPE  
ROOM

CAN YOU  
ESCAPE?


WELCOME  
TO THE  
ESCAPE ROOM

CAN YOU  
ESCAPE?



Swag tags to reward students with!

MIND IN FULL  
BLOOM!



SPRING  
IT ON!



EGG•CELLEN  
ESCAPE!



WAYS TO

1. ALWAYS DO YOUR BEST
2. TRANSITION QUICKLY & QUIETLY
3. PARTICIPATE IN ALL ACTIVITIES
4. SHOW QUALITY WORK
5. WORK WELL WITH OTHERS


ESCAN YOU  
ESCAPE?



Classroom slides to project while students are working!

WELCOME  
TO THE  
ESCAPE ROOM

CAN YOU  
ESCAPE?



EGG•CELEN  
ESCAPE



MISSION  
ACCOMPLISHED!



SPEECH BUBBLE PROPS

Themed photo props to add to the fun!

We  
escaped

SPEECH BU

WAY TO  
GROW!



SPEECH BUBBLE PROPS

# CUSTOMIZABLE FILES + TEACHER DIRECTIONS

SPRING ESCAPE ROOM

TYPE HERE

Scenario slides that  
you can use to  
create an escape  
scenario!

CAN YOU  
ESCAPE?

Spring into action and use your knowledge to break out of this escape room! Work through each of the four stations by answering each question. As you correctly complete each station, you will acquire a code to help you escape by using the decoder of that station. By the end of all of the stations, you will complete this escape room! Good luck and remember to always have fun!

CAN YOU ESCAPE?

SPRING INTO  
NAME OF ESCAPE ROOM

TYPE HERE

Customizable pages  
included for student  
directions and more!

SPRING INTO  
NAME OF ESCAPE ROOM

TYPE HERE

Directions for the  
teacher- answer  
key included!

Name: 3 QUE

SPRING ES  
STATION

A

2

STATION

B

2

STATION

D

2

STATION

C

2

TEACH  
CREATE  
MOTIVATE

ESCAPE ROOM TEMPLATE  
TEACHER DIRECTIONS

DIGITAL ESCAPE ROOM DIRECTIONS

1. Use the items in the Digital Escape Room Folder.
2. Use the Google Slides PDF to make YOUR master copy of the template you would like to use (template with questions included OR blank template).
3. If you choose the **editable questions template**, edit YOUR master copy of the template by typing in the questions, right answers, and wrong answers.
4. When editing make sure you use the answer key provided below to type the correct answer with the correct corresponding answer choice. If you do not do this, the codes to the Congratulations Google Forms will not work.
5. Share the "VIEW ONLY" link with your students after editing the questions and answers to your liking. \*See image below.
6. If you choose the **template with questions included**, it is ready to share with students! Share the "VIEW ONLY" link with your students after editing the questions and answers to your liking. \*See image below.

Get link

Anyone on the internet with this link can view

Change

Copy link


1. Use the Google Slides PDF to make YOUR master copy of the same template's recording sheet to use alongside the escape room to help students keep track of their answers and codes.

TIPS:

1. All buttons and boxes are already linked to the corresponding questions and stations.
2. Have students work through the escape room in PRESENT Mode (share the present mode link from your google slides that you edited).
3. Each Decoder is linked to google form where students will be asked to type in the correct code to break out of that station.
4. Use the home icons at the bottom of the screen to take you back to the station's home or the first slide.
5. Use the Classroom Slides to help personalize your student's escape room experience. These slides can be used up on the classroom board to directions or fun décor!



# 3 AND 4 QUESTION TEMPLATES INCLUDED!



## STATION 3

1 Click on the sticky notes below to open each of the station 3 questions.



QUESTION 1

2 Once you have answered the question, click on the decoder to help you decode your answers.



3 Then click on the lock icon. All codes must be entered correctly.

## STATION 4

1 Click on the sticky notes below to open each of the station 4 questions.



2 Once you have answered ALL of the questions in station 4, click on the station 4 decoder to help you decode your answers.

## STATION 3 • QUESTION 3

\_\_\_\_\_

A \_\_\_\_\_

B \_\_\_\_\_



## STATION 2

## STATION 4 • QUESTION 2


\_\_\_\_\_

A \_\_\_\_\_

B \_\_\_\_\_

Name: \_\_\_\_\_


### SPRING ESCAPE ROOM

 STATION 1 Code:


|   |   |   |   |
|---|---|---|---|
| 1 | 2 | 3 | 4 |
|---|---|---|---|

Name: \_\_\_\_\_


### SPRING ESCAPE ROOM

 STATION 1 Code:

|   |   |   |
|---|---|---|
| 1 | 2 | 3 |
|---|---|---|

 STATION 2 Code:

|   |   |   |
|---|---|---|
| 1 | 2 | 3 |
|---|---|---|

 STATION 3 Code:

|   |   |   |
|---|---|---|
| 1 | 2 | 3 |
|---|---|---|

ADD ANY CONTENT!

# CLICK BELOW TO SEE MORE ESCAPE ROOM TEMPLATES

## OUTER SPACE ESCAPE ROOM TEMPLATE

DIGITAL SLIDES ● PRINTABLE TASK CARDS

**ADD ANY CONTENT AND ASSIGN!**

Everything is LINKED & READY TO USE! **MANY** extra files included!

STATION 2

1 Click on the sticky notes below to open each of the station 2 questions.

QUESTION 1 QUESTION 2 QUESTION 3 QUESTION 4

2 Once you have answered ALL of the questions in station 2, click on the station 2 decoder to help you decode your answers.

STATION 2 DECODER

WELCOME TO THE ESCAPE ROOM! CAN YOU ESCAPE?

STATION 1 DECODER

STATION 3 DECODER

STATION 4 DECODER

TEACH CREATE MOTIVATE

## BACK TO SCHOOL ESCAPE ROOM TEMPLATE

DIGITAL SLIDES ● PRINTABLE TASK CARDS

**ADD ANY CONTENT AND ASSIGN!**

Everything is LINKED & READY TO USE! **MANY** extra files included!

STATION 3

1 Click on the sticky notes below to open each of the station 3 questions.

QUESTION 1 QUESTION 2 QUESTION 3 QUESTION 4

2 Once you have answered ALL of the questions in station 3, click on the station 3 decoder to help you decode your answers.

STATION 3 DECODER

WELCOME TO THE ESCAPE ROOM! CAN YOU ESCAPE?

STATION 1 DECODER

STATION 2 DECODER

STATION 4 DECODER

TEACH CREATE MOTIVATE

## WINTER THEMED ESCAPE ROOM TEMPLATE

DIGITAL SLIDES ● PRINTABLE TASK CARDS

**ADD ANY CONTENT AND ASSIGN!**

Everything is LINKED & READY TO USE! **MANY** extra files included!

WELCOME TO THE ESCAPE ROOM! CAN YOU ESCAPE?

STATION 1 DECODER

STATION 2 DECODER

STATION 3 DECODER

STATION 4 DECODER

TEACH CREATE MOTIVATE

## END OF THE YEAR ESCAPE ROOM TEMPLATE

DIGITAL SLIDES ● PRINTABLE TASK CARDS

**ADD ANY CONTENT AND ASSIGN!**

Everything is LINKED & READY TO USE! **MANY** extra files included!

STATION 1

1 Click on the sticky notes below to open each of the station 1 questions.

QUESTION 1 QUESTION 2 QUESTION 3 QUESTION 4

2 Once you have answered ALL of the questions in station 1, click on the station 1 decoder to help you decode your answers.

STATION 1 DECODER

WELCOME TO THE ESCAPE ROOM! CAN YOU ESCAPE?

STATION 2 DECODER

STATION 3 DECODER

STATION 4 DECODER

TEACH CREATE MOTIVATE

## FALL THEMED ESCAPE ROOM TEMPLATE

DIGITAL SLIDES ● PRINTABLE TASK CARDS

**ADD ANY CONTENT AND ASSIGN!**

Everything is LINKED & READY TO USE! **MANY** extra files included!

STATION 4

1 Click on the sticky notes below to open each of the station 4 questions.

QUESTION 1 QUESTION 2 QUESTION 3 QUESTION 4

2 Once you have answered ALL of the questions in station 4, click on the station 4 decoder to help you decode your answers.

STATION 4 DECODER

WELCOME TO THE ESCAPE ROOM! CAN YOU ESCAPE?

STATION 1 DECODER

STATION 2 DECODER

STATION 3 DECODER

TEACH CREATE MOTIVATE

## VALENTINE'S DAY ESCAPE ROOM TEMPLATE

DIGITAL SLIDES ● PRINTABLE TASK CARDS

**ADD ANY CONTENT AND ASSIGN!**

Everything is LINKED & READY TO USE! **MANY** extra files included!

CAN YOU HELP SAVE VALENTINE'S DAY?

STATION 1 DECODER

STATION 2 DECODER

STATION 3 DECODER

STATION 4 DECODER

TEACH CREATE MOTIVATE

ESCAPE ROOM TEMPLATES  
GROWING BUNDLE

DIGITAL SLIDES ● PRINTABLE TASK CARDS

**ADD ANY CONTENT AND ASSIGN!**

Everything is LINKED & READY TO USE! **MANY** extra files included!

END OF THE YEAR ESCAPE ROOM TEMPLATE  
DIGITAL SLIDES ● PRINTABLE TASK CARDS  
ADD ANY CONTENT AND ASSIGN!

BACK TO SCHOOL ESCAPE ROOM TEMPLATE  
DIGITAL SLIDES ● PRINTABLE TASK CARDS  
ADD ANY CONTENT AND ASSIGN!

SPRING THEMED ESCAPE ROOM TEMPLATE  
DIGITAL SLIDES ● PRINTABLE TASK CARDS  
ADD ANY CONTENT AND ASSIGN!

OUTER SPACE ESCAPE ROOM TEMPLATE  
DIGITAL SLIDES ● PRINTABLE TASK CARDS  
ADD ANY CONTENT AND ASSIGN!

WINTER THEMED ESCAPE ROOM TEMPLATE  
DIGITAL SLIDES ● PRINTABLE TASK CARDS  
ADD ANY CONTENT AND ASSIGN!

FALL THEMED ESCAPE ROOM TEMPLATE  
DIGITAL SLIDES ● PRINTABLE TASK CARDS  
ADD ANY CONTENT AND ASSIGN!

VALENTINE'S DAY ESCAPE ROOM TEMPLATE  
DIGITAL SLIDES ● PRINTABLE TASK CARDS  
ADD ANY CONTENT AND ASSIGN!

PRICE INCREASES WITH EACH NEW TEMPLATE!

# MEGA BUNDLE

20% Off!

**CLICK HERE!**